

# Safari Turnier

# 2026

# Pattern Book



# Prüfungsübersicht

## Samstag, 15. August

1. In Hand Trail Green / FM Green (CiC)
2. In Hand Trail Open / FM Open (CiC)
3. Trail Walk Trot
4. Trail Green / FM Green (CiC)
5. Trail Open / FM Open (CiC)
6. Horsemanship Walk Trot
7. Horsemanship Green / FM Green (CiC)
8. Horsemanship Open / FM Open (CiC)
9. Western Pleasure Walk Trot\*
10. Western Pleasure FM Green\*
11. Western Pleasure Open\*
12. Western Pleasure FM Open\*
13. Ranch Riding Walk Trot
14. Ranch Riding Green / FM Green (CiC)
15. Ranch Riding Open / FM Open (CiC)
16. Western Team Trail
17. Ranch Trail FM Green
18. Ranch Trail FM Open

\*keine Pattern für die Prüfungen in der Disziplinen Pleasure und Ranch Rail

\*\*Pattern für Ranch Riding+ wird am Turniertag mittags in der WhatsApp-Gruppe veröffentlicht und kann im Show Office ausgedruckt abgeholt werden

## Sonntag, 16. August

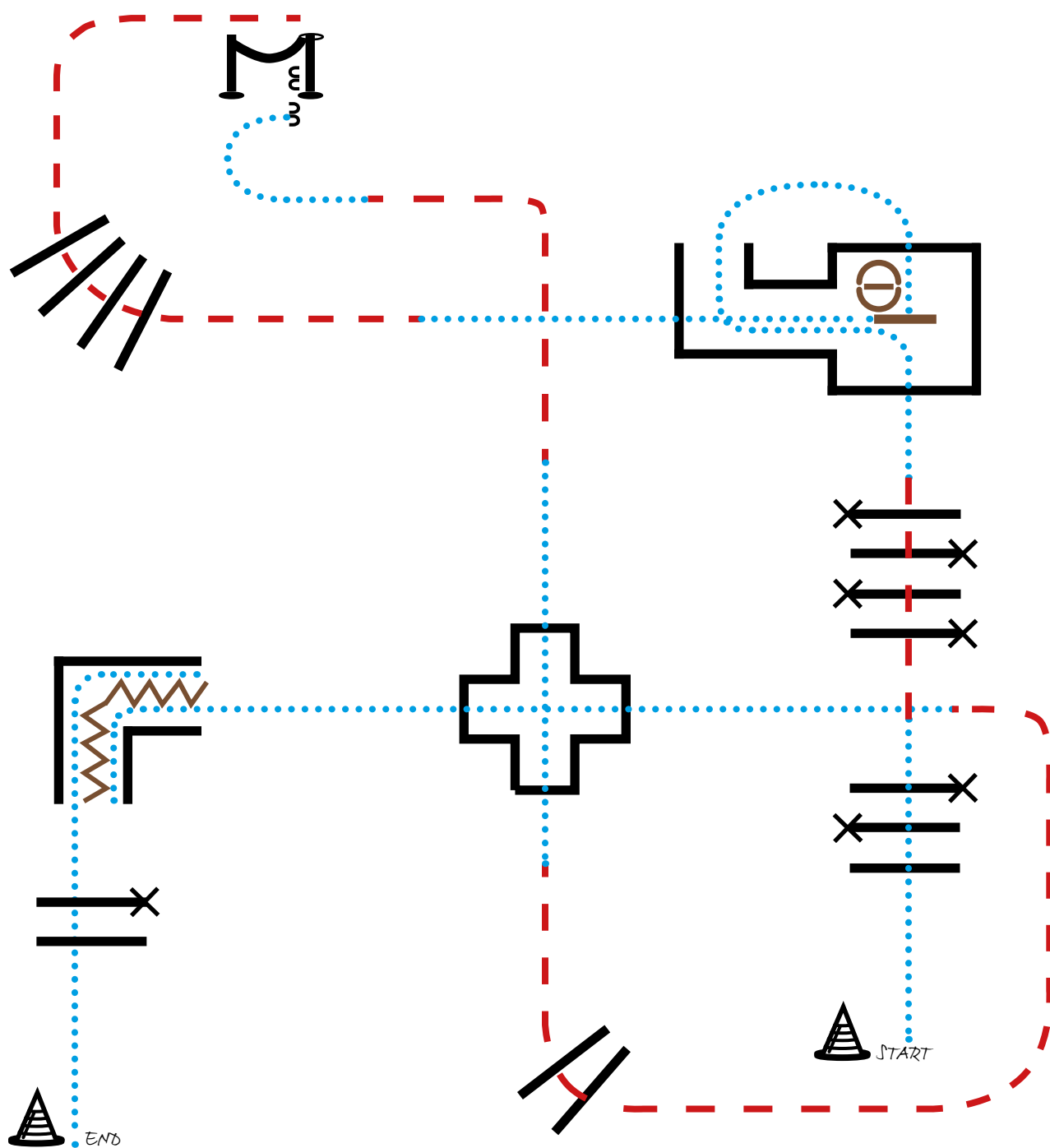
19. In Hand Ranch Trail
20. Ranch Trail Walk Trot
21. Ranch Trail Green
22. Ranch Trail Open
23. Ranch Rail Walk Trot
24. Ranch Rail Green
25. Ranch Rail Open
26. Ranch Riding Walk Trot
27. Ranch Riding Green
28. Ranch Riding Open
29. Versatility Ranch Horse
30. Ranch Riding + \*\*
31. Western Team Trail

**Vielen Dank  
unseren Prüfungssponsoren!**



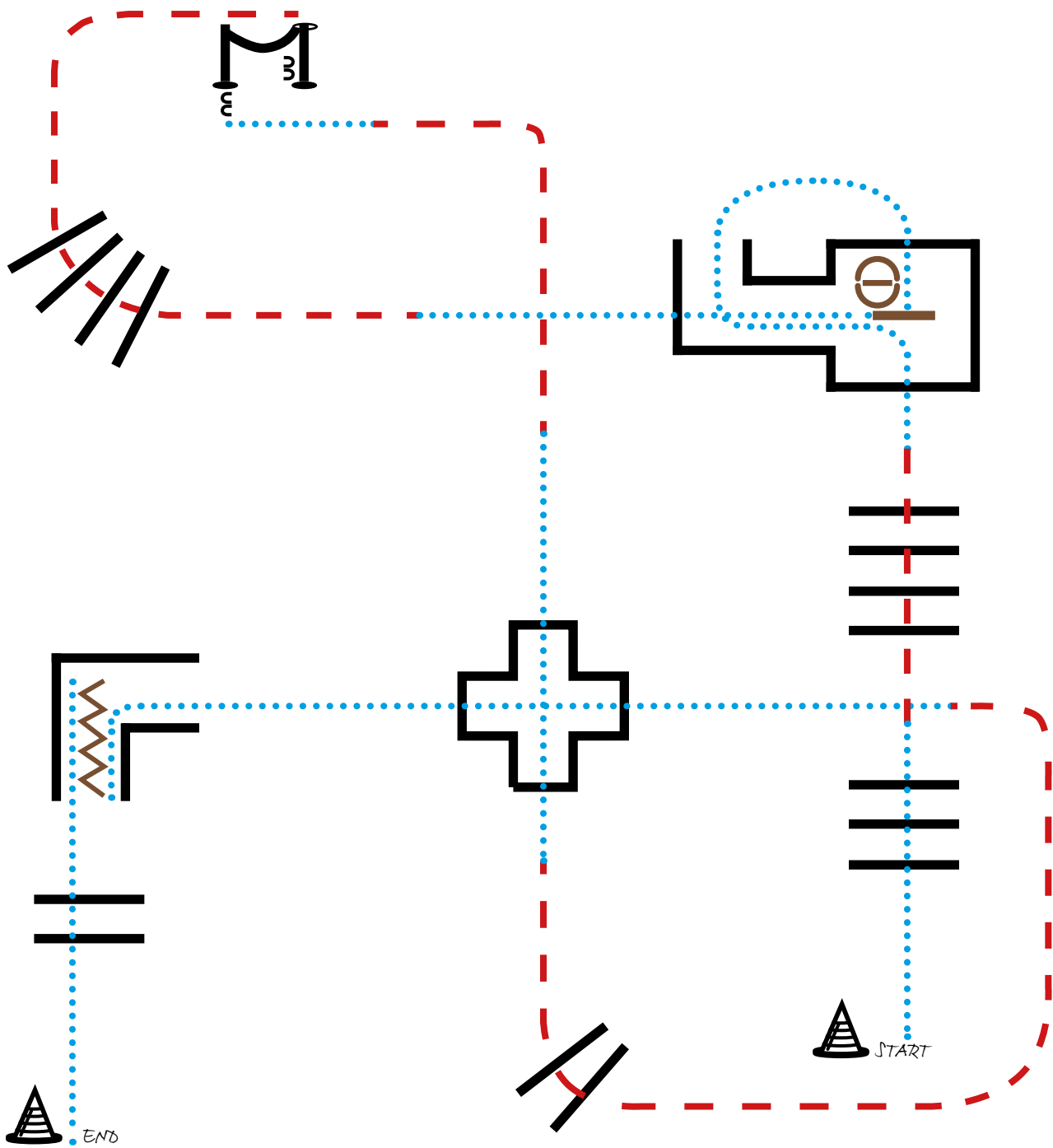


## 2) In Hand Trail *Open / FM Open*



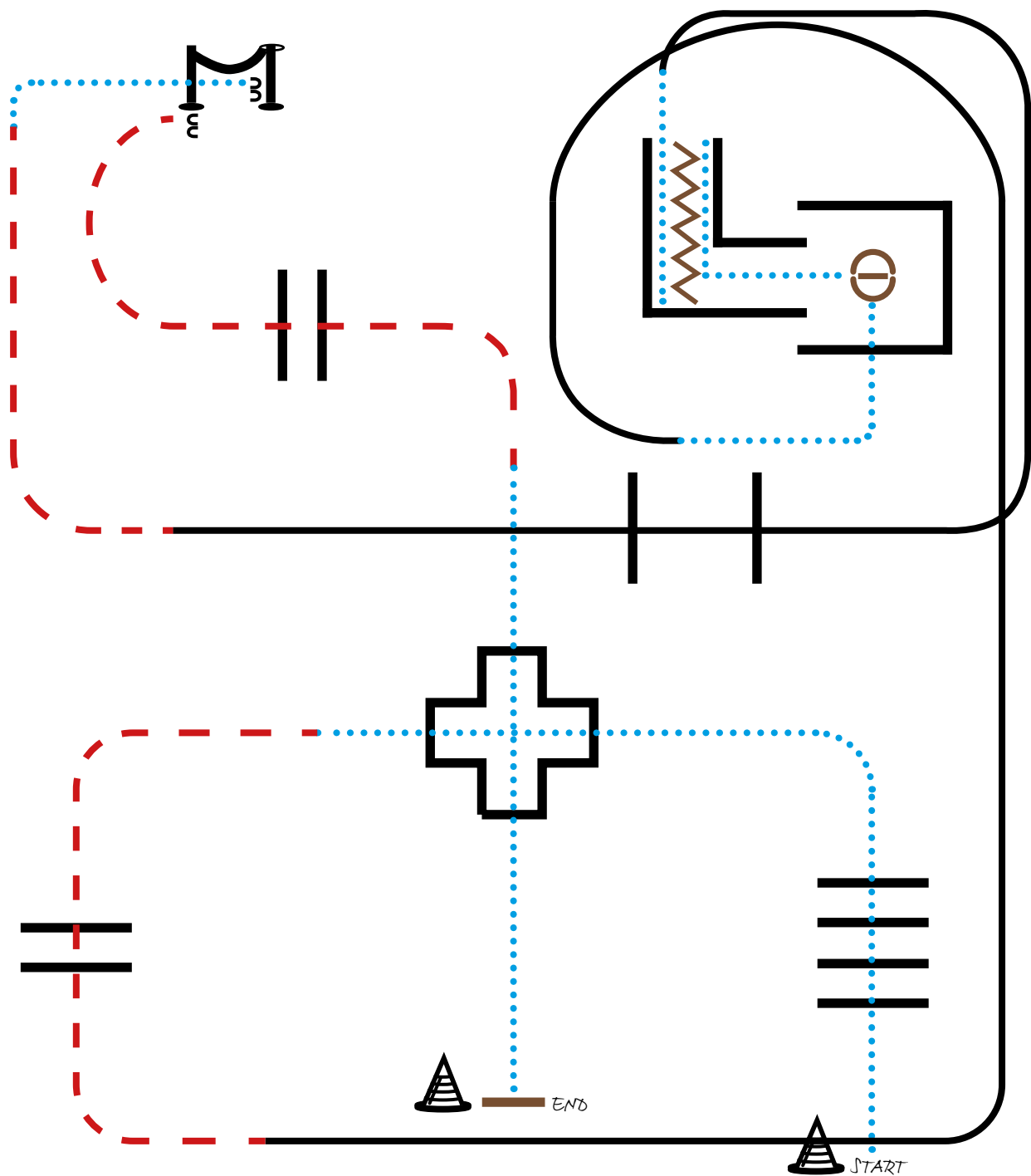
1. Walk
2. Jog
3. Walk in Box - through L - stop in Box
4. Turn 45° right - walk
5. Jog
6. Gate left hand (rope gate)
7. Walk - jog - walk
8. Bridge
9. Jog - walk
10. Bridge
11. Walk - back up L - walk

# 3) Trail *Walk Trot*



1. Walk
2. Jog
3. Walk in Box - through L - stop in Box
4. Turn 45° right - walk
5. Jog
6. Gate (rope gate)
7. Walk - jog - walk
8. Bridge
9. Jog - walk
10. Bridge
11. Walk - back up - walk

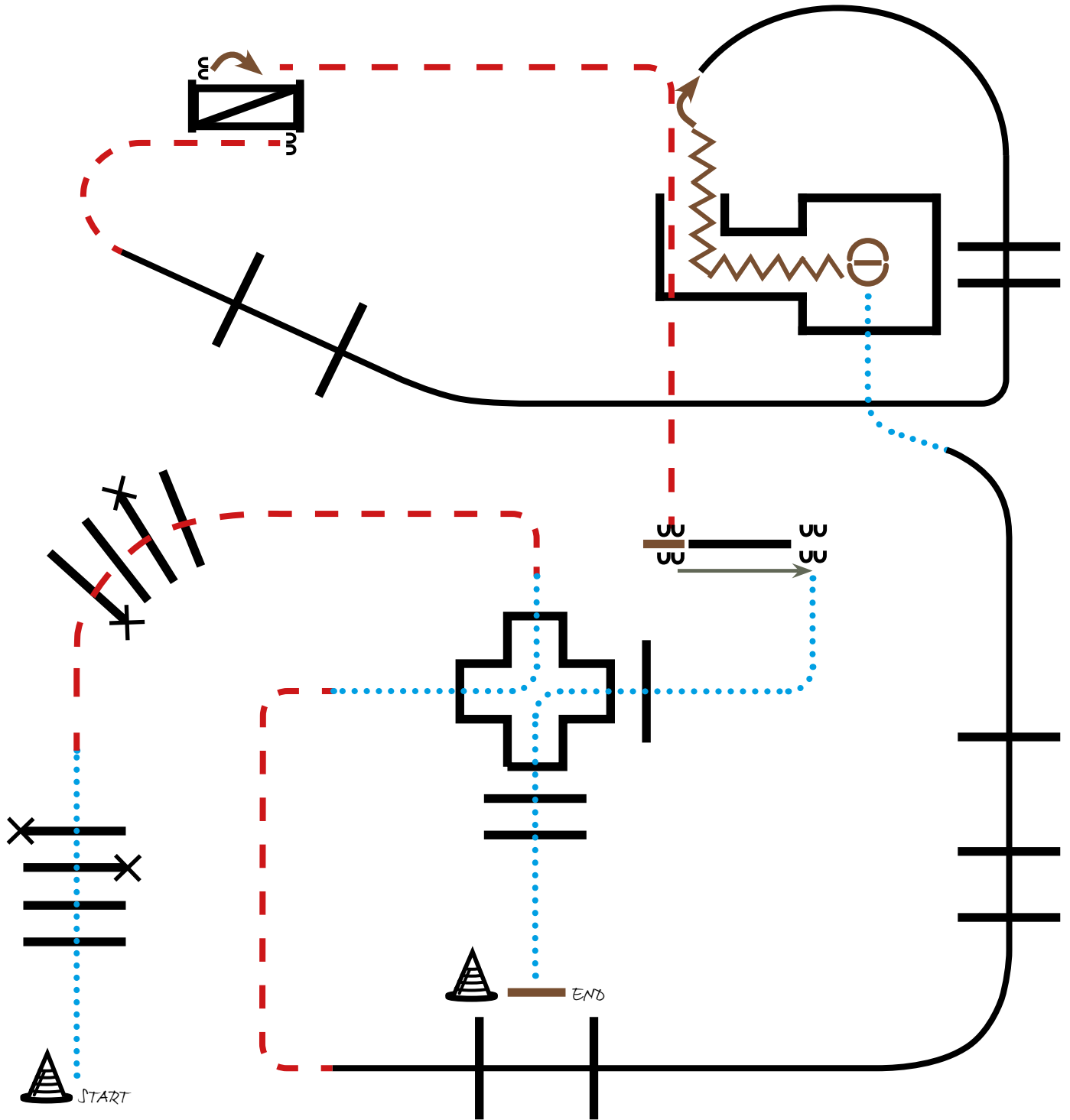
# 4) Trail *Green / FM Green*



1. Walk over
2. Bridge
3. Jog over
4. Lope left lead - walk in
5. Turn 270° right
6. Walk - back up - walk

7. Lope over right lead - jog - walk
8. Gate (rope gate)
9. Jog over
10. Walk - Bridge - Stop

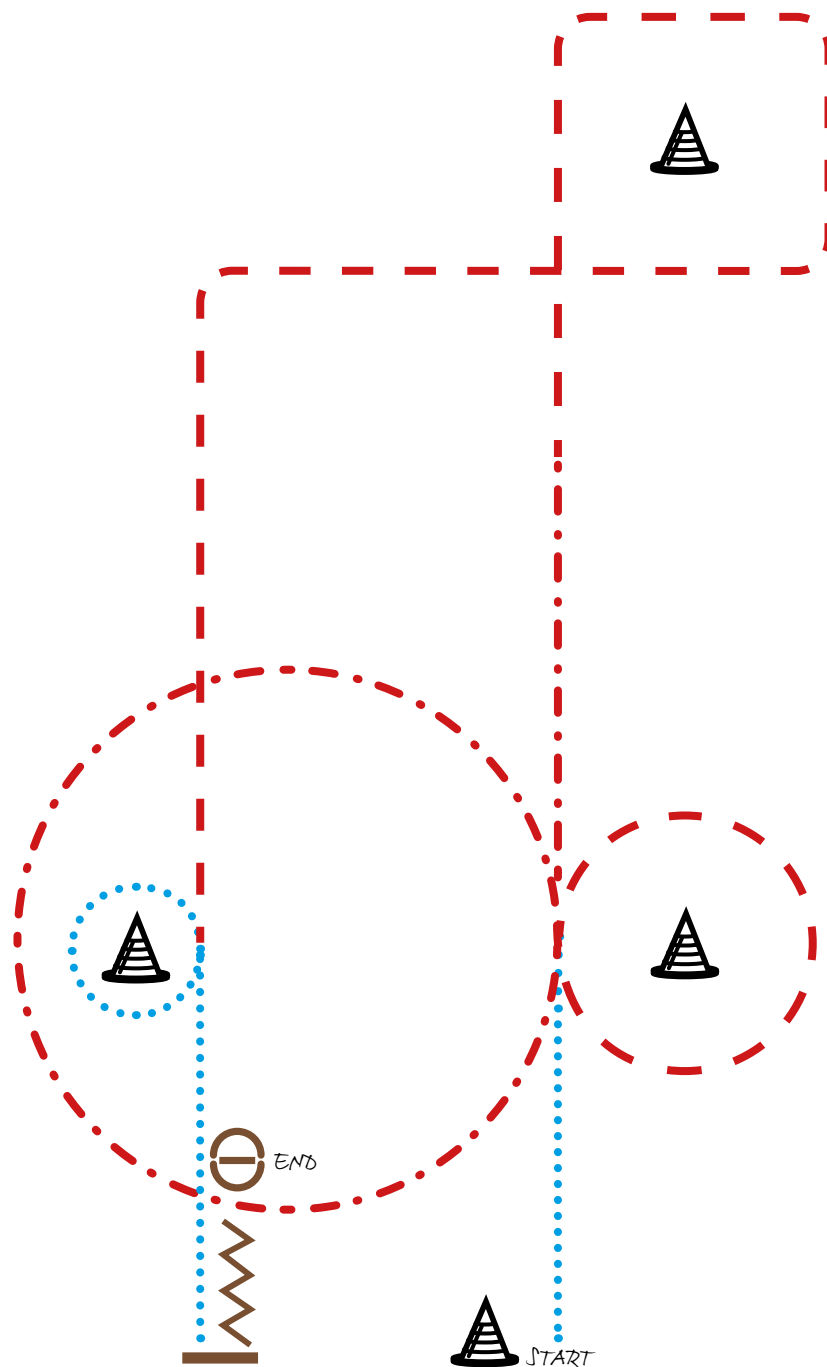
# 5) Trail Open / FM Open



1. Walk
2. Jog
3. Bridge - jog
4. Lope LL - walk
5. Turn 270° left
6. Back up - Turn 180° right
7. Lope RL - jog
8. Gate - turn 180°
9. Jog - stop - side pass - walk
10. Bridge - stop



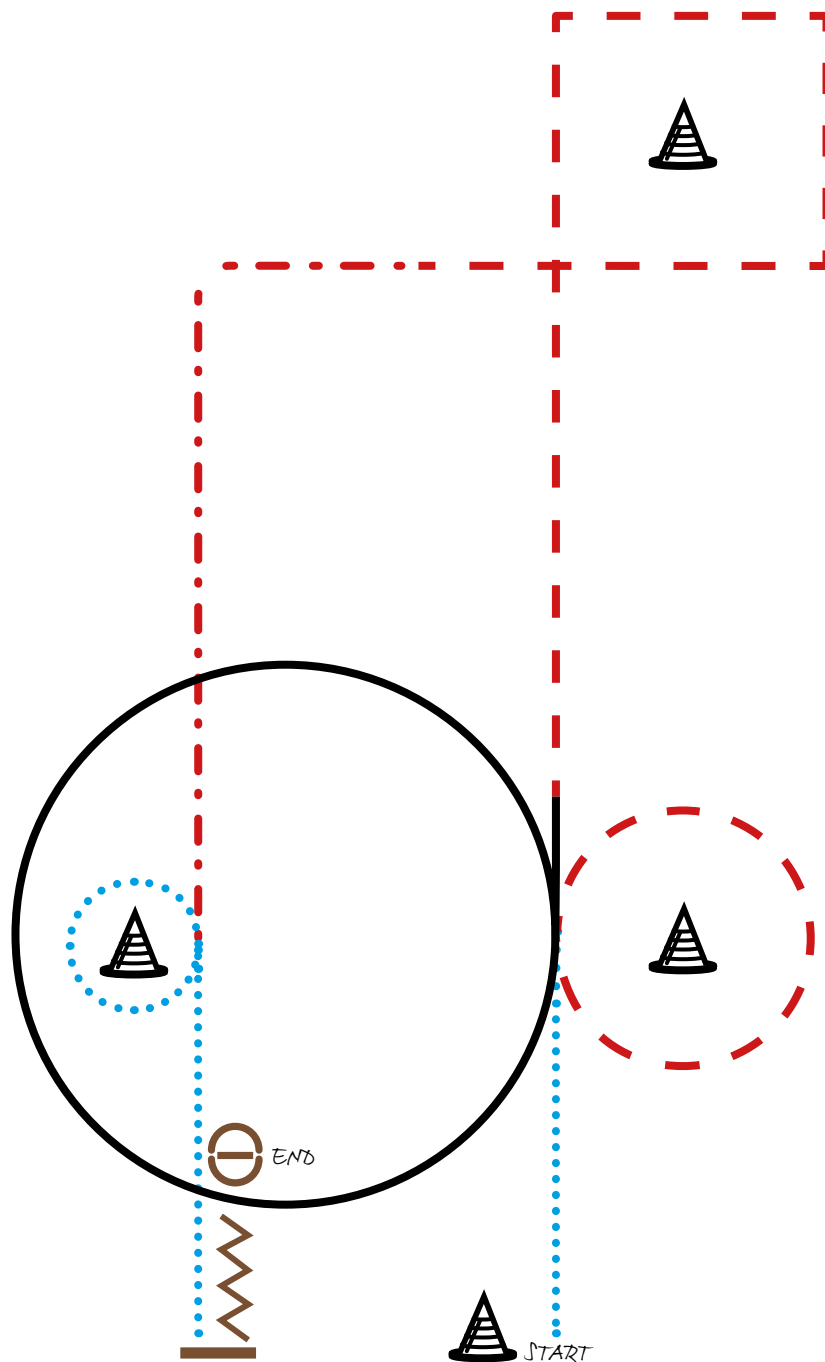
# 6) Horsemanship *Walk Trot*



1. Walk
2. Jog
3. Extended jog
4. Jog
5. Walk
6. Stop

7. Back up
8. Turn 360°

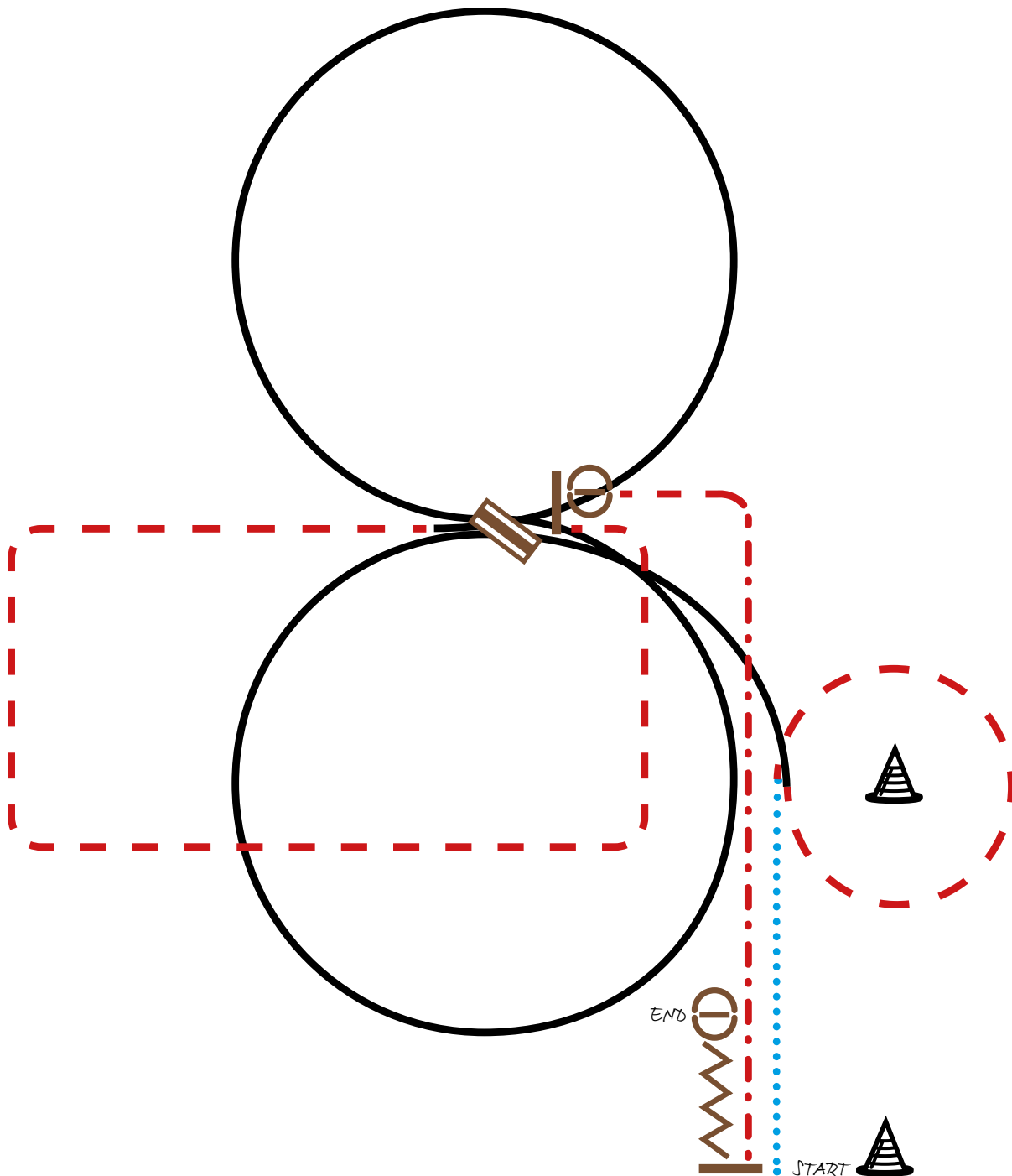
# 7) Horsemanship *Green / FM Green*



1. Walk
2. Jog
3. Lope LL
4. Jog
5. Extended jog
6. Walk

7. Stop
8. Back up
9. Turn 360°

# 8) Horsemanship *Open / FM Open*



1. Walk

2. Jog

3. Lope LL

4. Lead change (flying or simple)

5. Lope RL

6. Jog

7. Stop

8. Turn 540° right

9. Jog

10. Extended jog

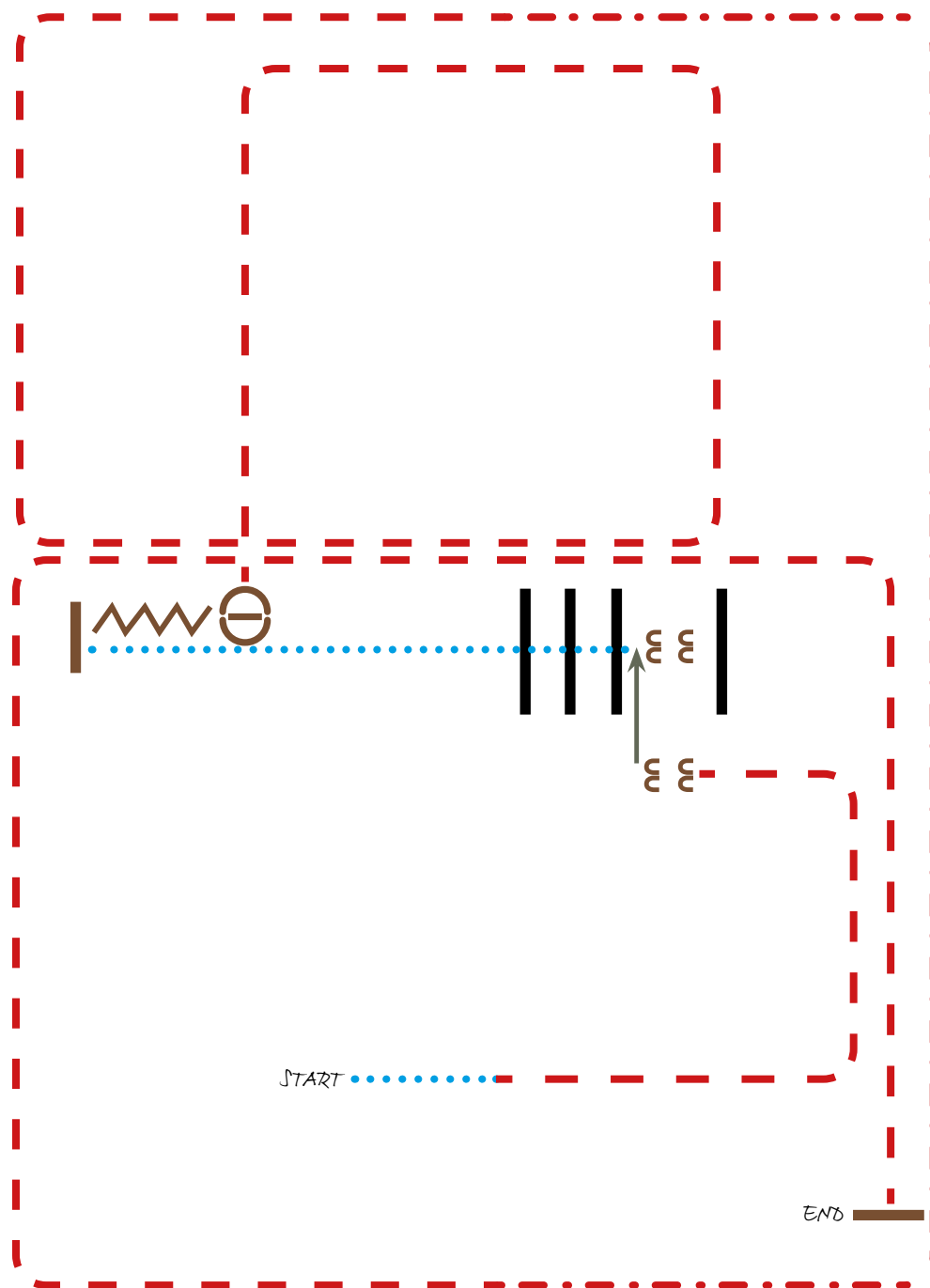
11. Stop

12. Back up

13. Turn 360° left



# 13) Ranch Riding *Walk Trot*



1. Walk - trot - stop

2. Side pass

3. Walk - stop - back up

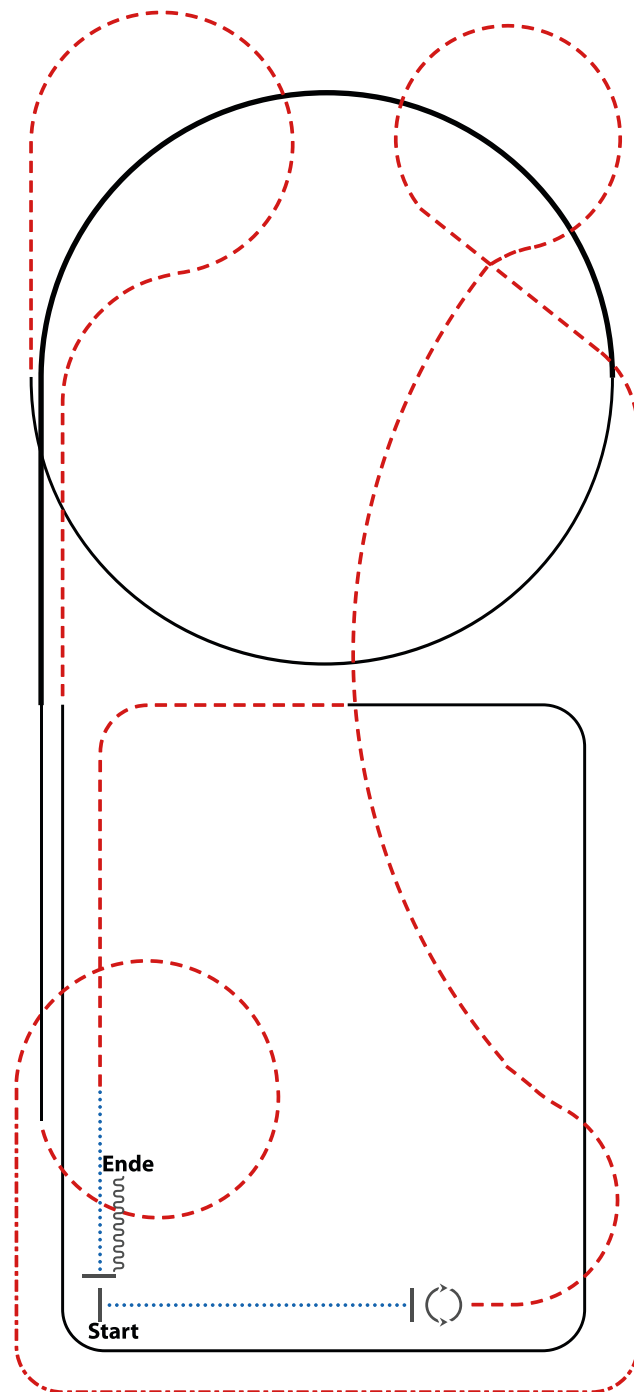
4. Turn 540° right

5. Trot

6. Extended trot

7. Trot - stop

# 14) Ranch Riding *Green / FM Green*



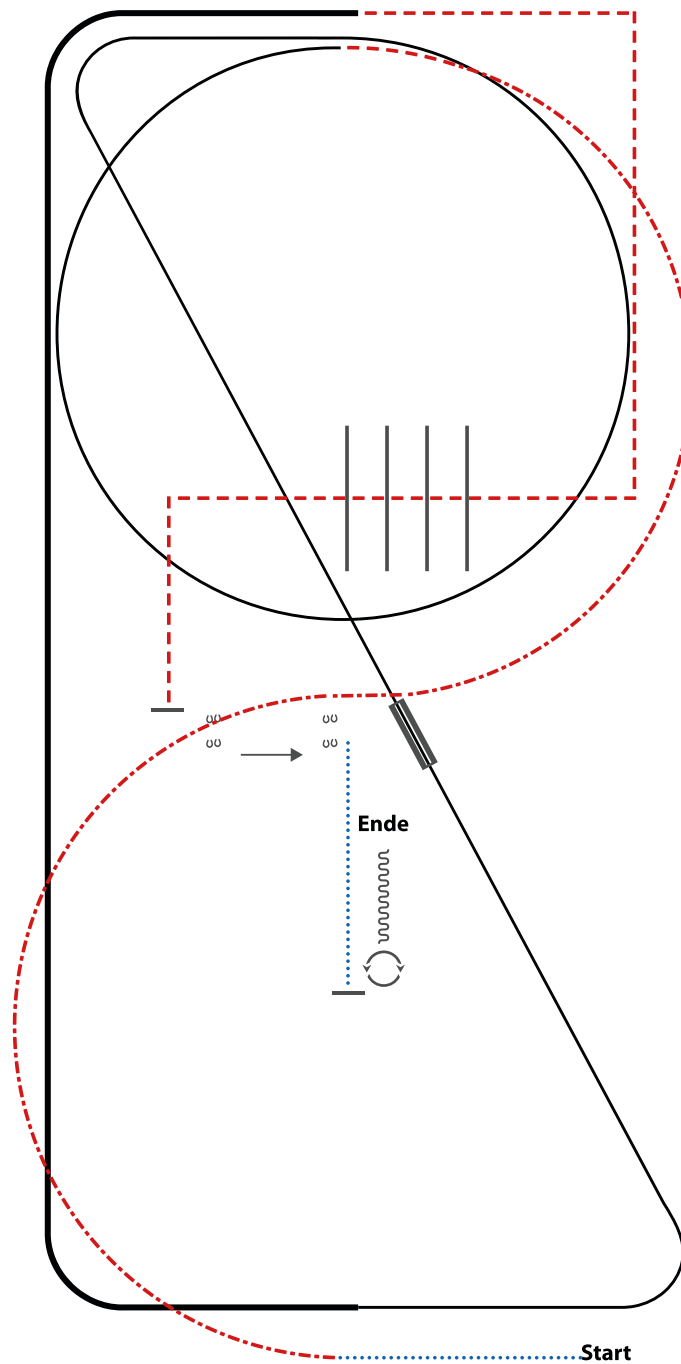
*EWU Pattern #30  
Ranch Riding LK 4/5*

WALK (SCHRITT)	.....
EXTENDED WALK	.....
JOG/TROT (TRAB)	.....
EXTENDED TROT	.....
LOPE (GALOPP)	.....
EXTENDED LOPE	.....
BACK UP (RÜCKWÄRTS)	~~~~~
LEAD CHANGE (GALOPPWECHSEL)	=====
TURN (DREHUNG)	⊙

ERSTE WESTENREITER UNION PRÄSIDENTENGEWERKSCHAFT

1. Walk
2. Stop - 360° turn (each direction)
3. Trot
4. Extended trot - trot
5. Lope Ré - Extended Lope RL  
- Lope RL
6. Trot
7. Lope LL
8. Trot - walk
9. Stop - back up

# 15) Ranch Riding *Open / FM Open*



EWU Pattern #19  
Ranch Riding QM jun. UK 1/2

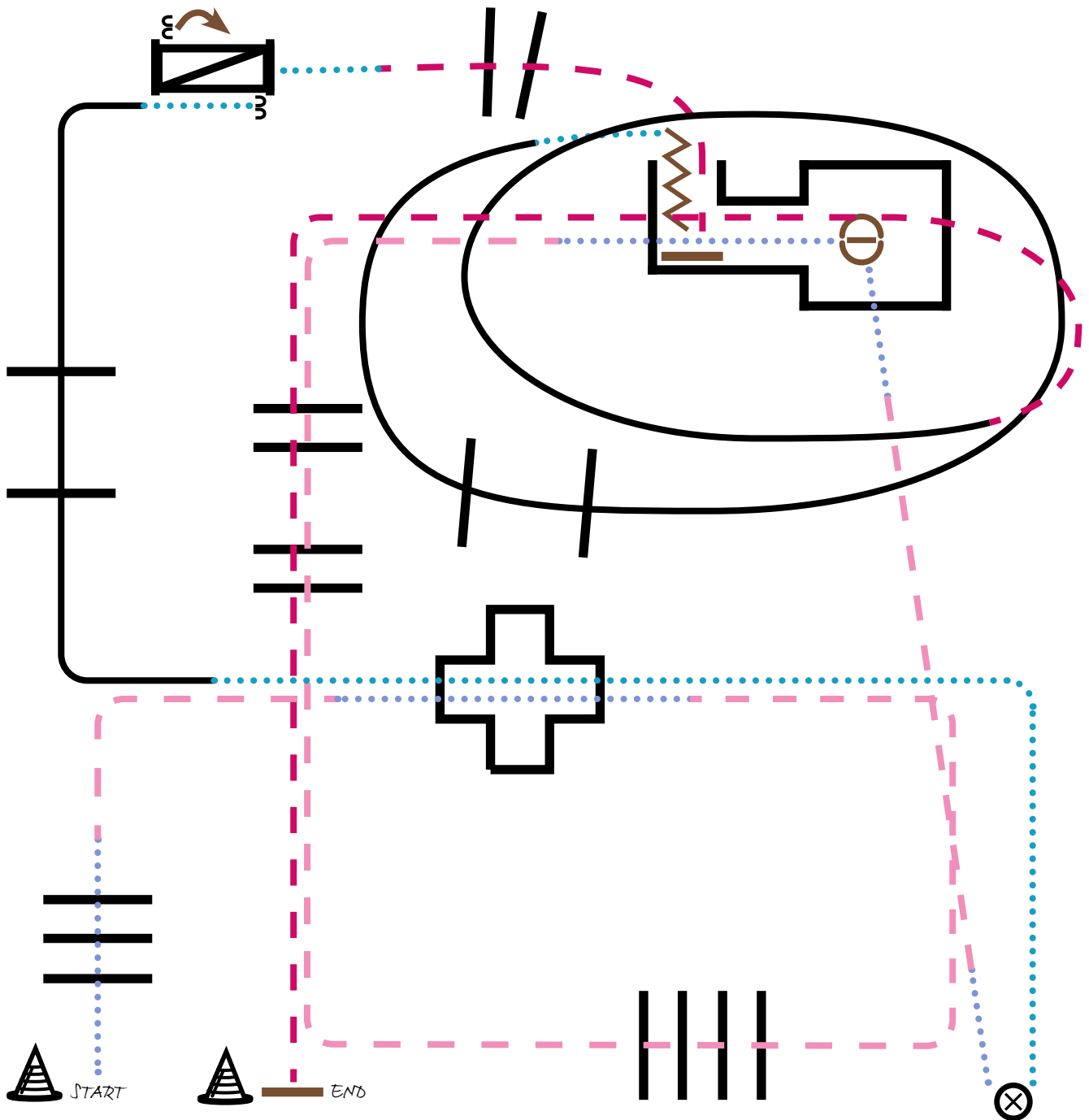
WALK (SCHRITT)	.....
EXTENDED WALK	.....
JOG/TROT (TRAB)	.....
EXTENDED TROT	.....
LOPE (GALOPP)	.....
EXTENDED LOPE	.....
BACK UP (RÜCKWÄRTS)	.....
LEAD CHANGE (GALOPPWECHSEL)	.....
TURN (DREHUNG)	.....

1. Walk
2. Extended trot - trot
3. Lope LL circle - lope LL
4. Lead change (simple or flying)
5. Lope RL

6. Extended lope RL
7. Trot corners
8. Trot over
9. Stop - side pass left
10. Walk - stop

11. 360° turn (left or right) - back up

# 16) Team Trail



Rider 1:

1. Walk - jog
2. Bridge
3. Jog over
4. Walk - turn 450° right
5. Walk - jog

6. Change rider

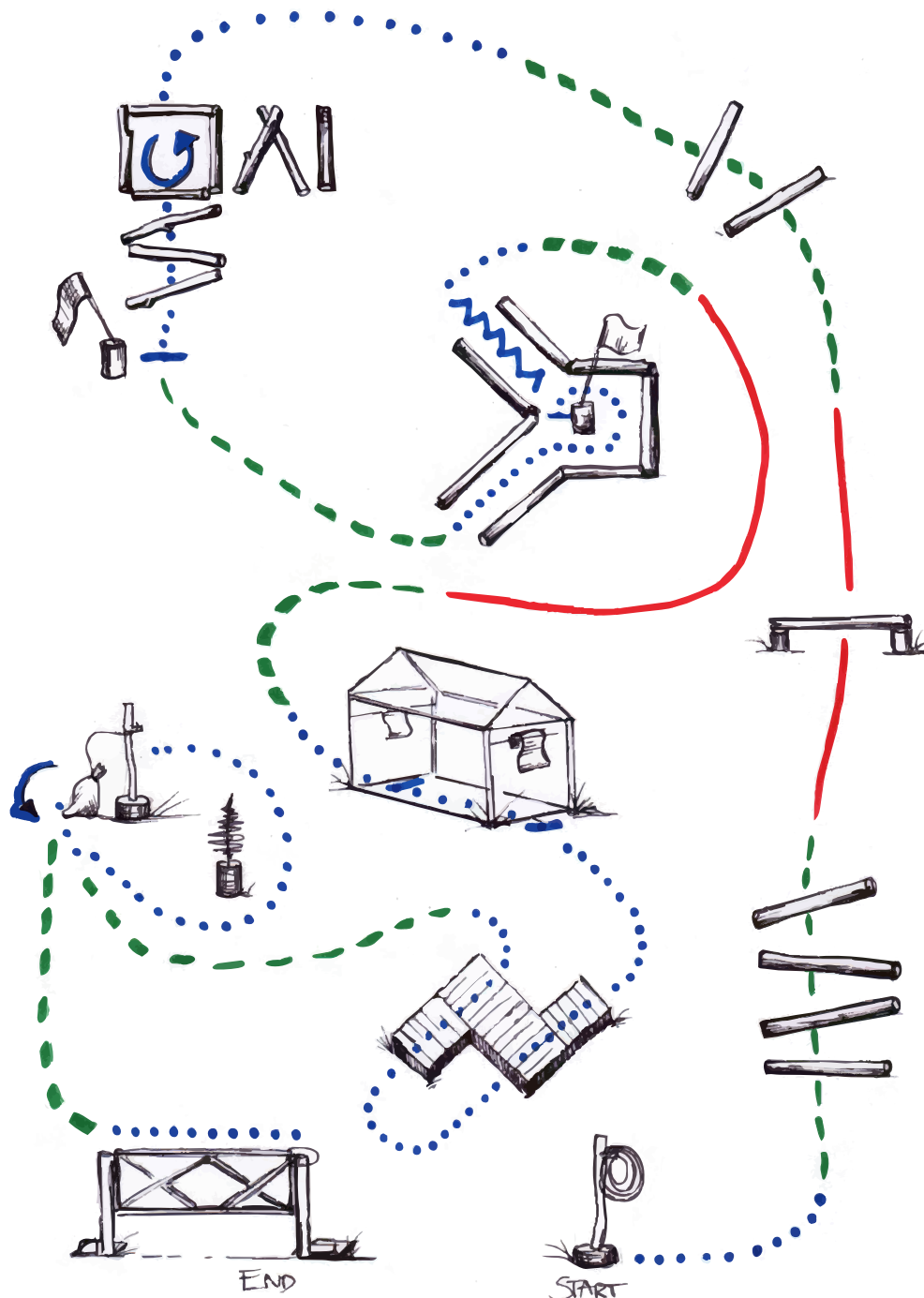
Rider 2:

7. Walk
8. Bridge
9. Lope RL
10. Walk - gate

11. Jog - stop

12. Back up
13. Lope LL
14. Jog over
15. Stop

# 17) Ranch Trail *FM Green*

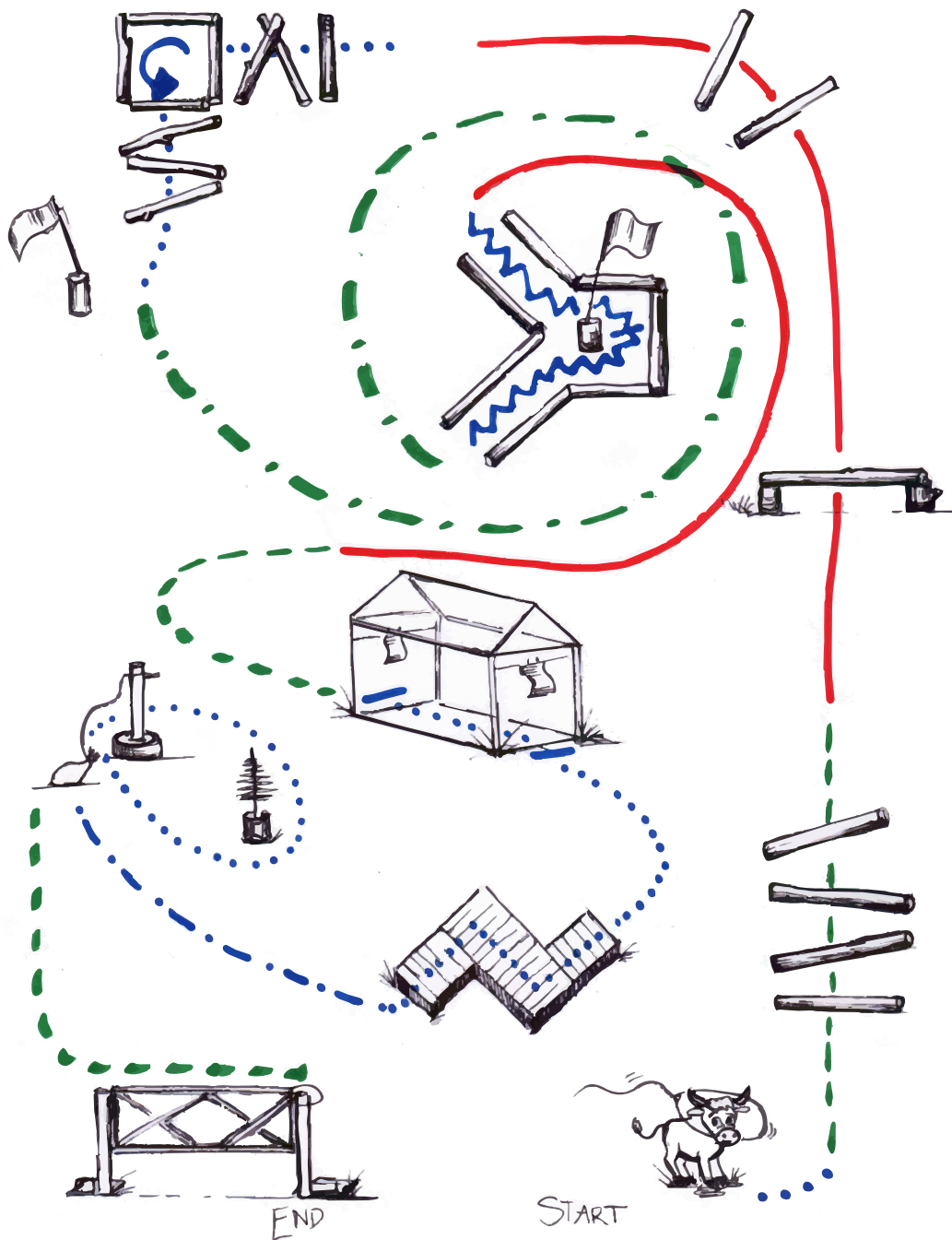


1. Pick up rope - pet your horse with it on both sides
2. Trot over
3. Lope LL - jump
4. Trot over

5. Walk in box - turn 360° left - walk out
6. Pick up flag - trot
7. Walk in - put flag down - back up out
8. Walk - trot - lope RL - trot

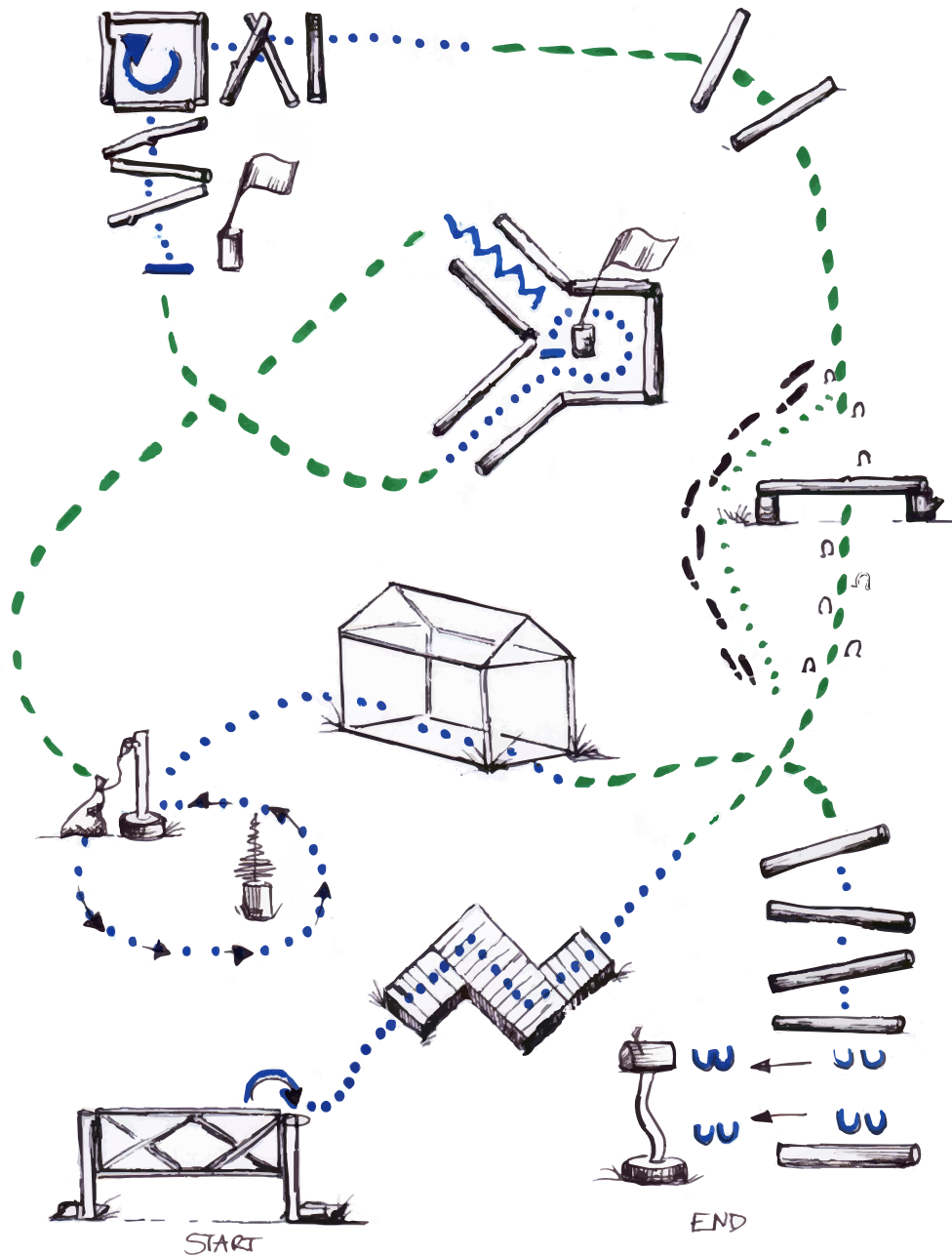
9. Walk through house - take down laundry coming in - hang it up going out
10. Walk bridge twice
11. Drag bag as shown - turn 180° left
12. Work gate

# 18) Ranch Trail FM Open



1. Be ready with rope - rope dummy - walk
2. Trot over
3. Lope LL - jump - lope over
4. Walk over and in box - turn 450° left - walk out
5. Pick up flag - extended trot
6. Back up - put flag down
7. Lope RL - trot
8. Walk through house - take down laundry coming in - hang up laundry going out
9. Bridle - extended walk
10. Drag bag as shown - trot
11. Work Gate

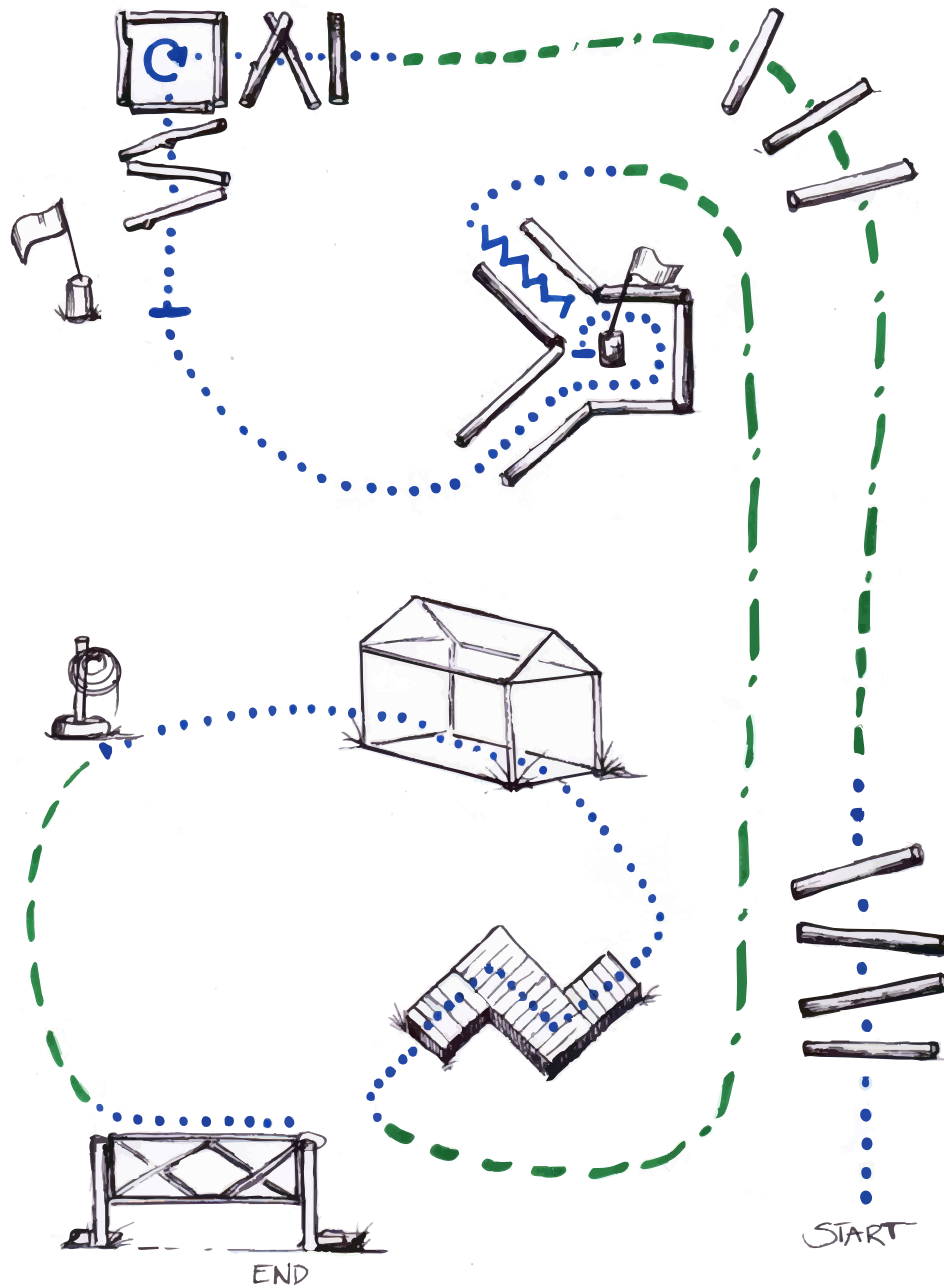
# 19) In Hand Ranch Trail



1. Work gate
2. Bridge
3. Trot - send horse over pole-vated pole - trot over
4. Walk over and in box - turn 270° right - walk out
5. Pick up flag - trot - walk in - put flag down
6. Back up out - trot
7. Drag bag as shown
8. Walk trough house - trot
9. Walk over
10. Side pass
11. empty mailbox

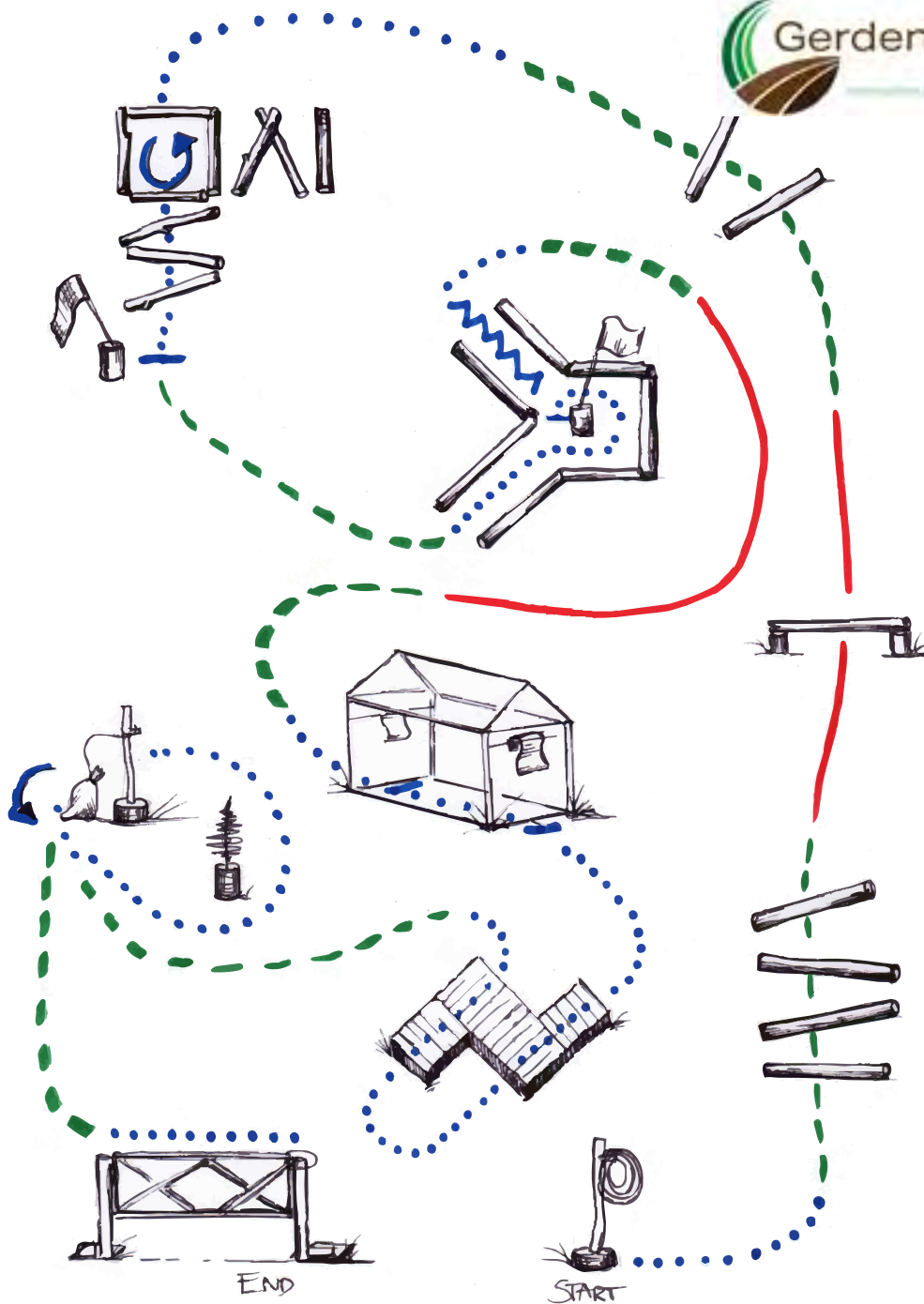
**Team X-Trail**

# 20) Ranch Trail *Walk Trot*



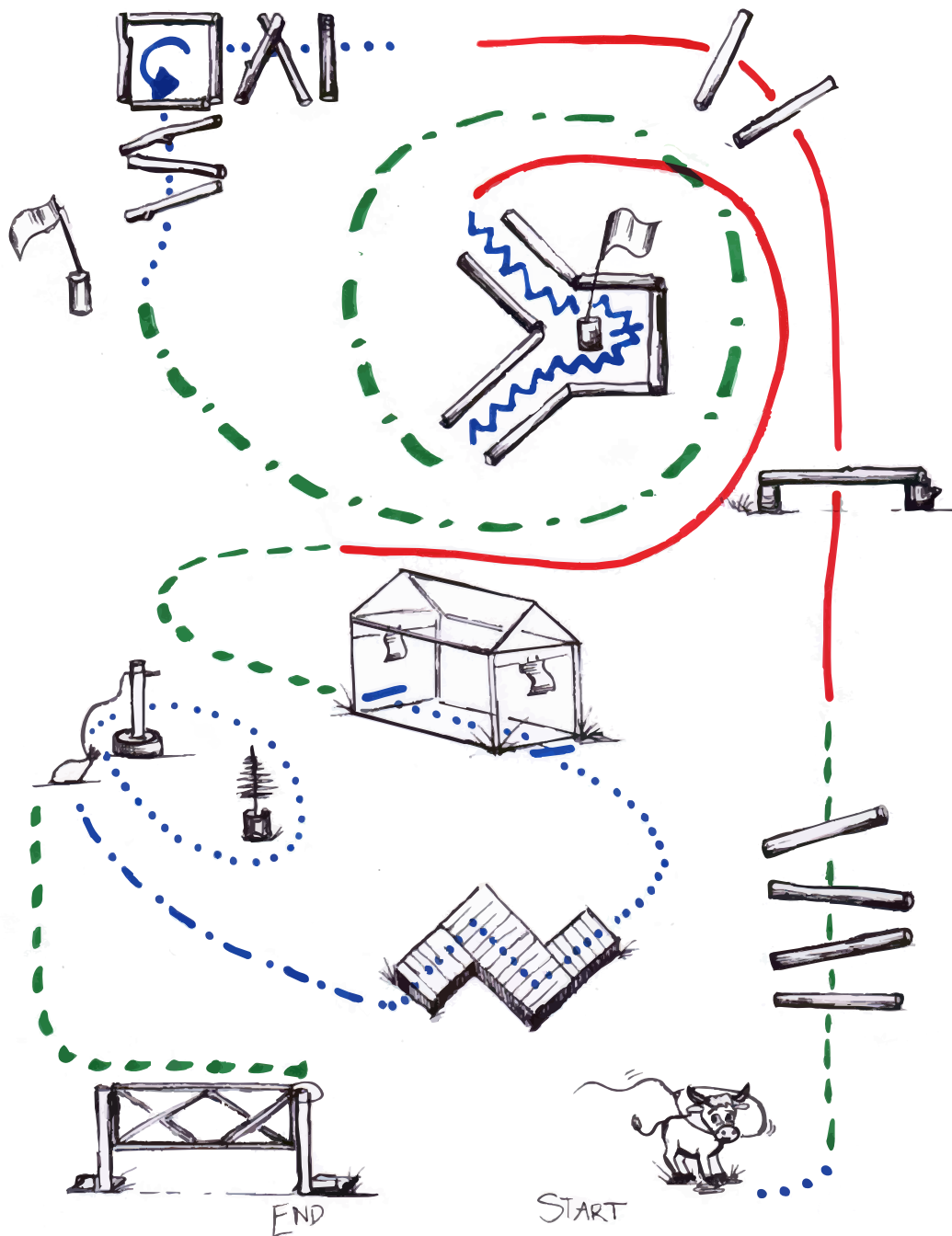
- |  |                                |                             |
|--|--------------------------------|-----------------------------|
| 1. Walk over                                   | 5. Back up out                 | horse with it on both sides |
| 2. Extended trot over                          | 6. Walk - trot - extended trot | 10. Work gate left hand     |
| 3. Walk in box - turn 270°<br>right - walk out | - trot - walk                  |                             |
| 4. Pick up flag - walk - put<br>flag down      | 7. Bridge                      |                             |
|  | 8. Walk trough                 |                             |
|  | 9. Pick up rope - pet your     |                             |

# 21) Ranch Trail *Green*



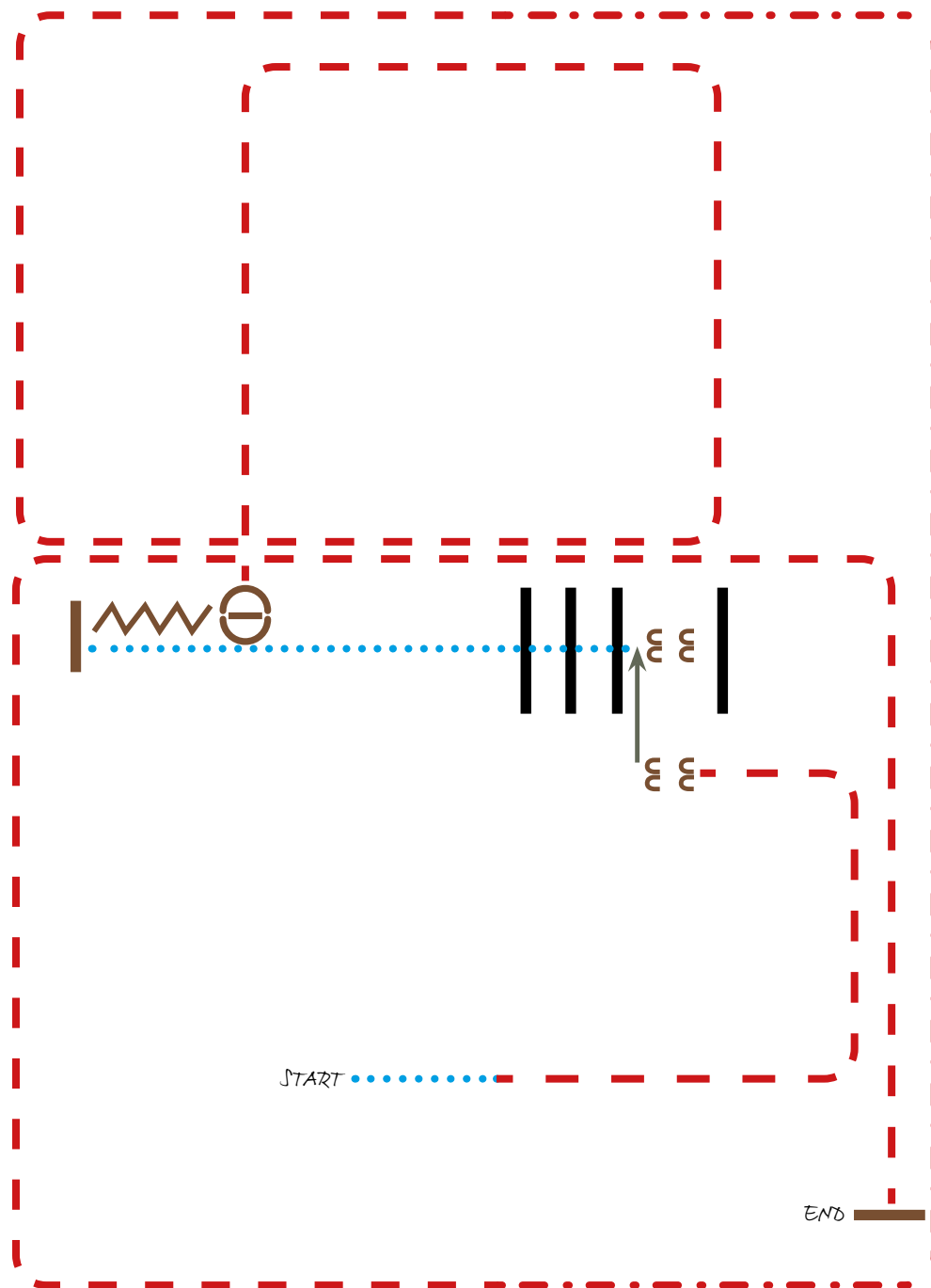
1. Pick up rope - pet your horse with it on both sides
2. Trot over
3. Lope LL - jump
4. Trot over
5. Walk in box - turn 360° left - walk out
6. Pick up flag - trot
7. Walk in - put flag down - back up out
8. Walk - trot - lope RL - trot
9. Walk through house - take down laundry coming in - hang it up going out
10. Walk bridge twice
11. Drag bag as shown - turn 180° left
12. Work gate

# 22) Ranch Trail *Open*



1. Be ready with rope - rope dummy - walk
2. Trot over
3. Lope LL - jump - lope over
4. Walk over and in box - turn 450° left - walk out
5. Pick up flag - extended trot
6. Back up - put flag down
7. Lope RL - trot
8. Walk through house - take down laundry coming in - hang up laundry going out
9. Bridle - extended walk
10. Drag bag as shown - trot
11. Work Gate

# 26) Ranch Riding *Walk Trot*



1. Walk - trot - stop

2. Side pass

3. Walk - stop - back up

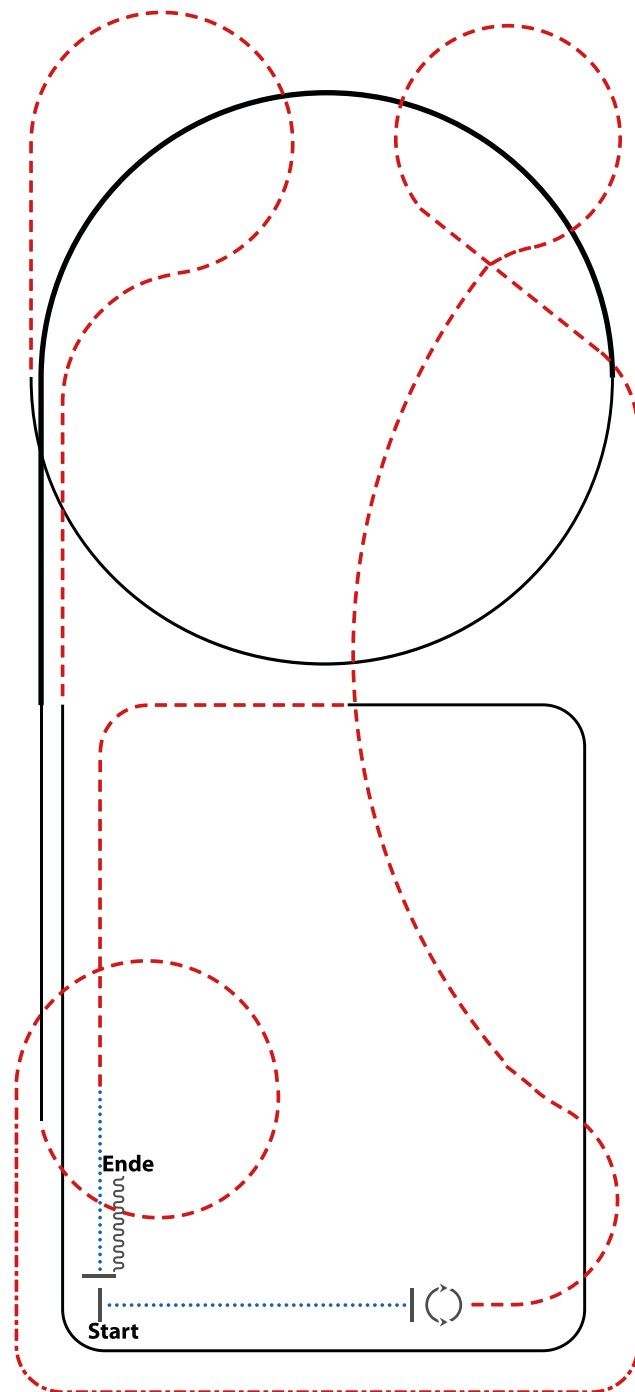
4. Turn 540°

5. Trot

6. Extended trot

7. Trot - stop

# 27) Ranch Riding Green



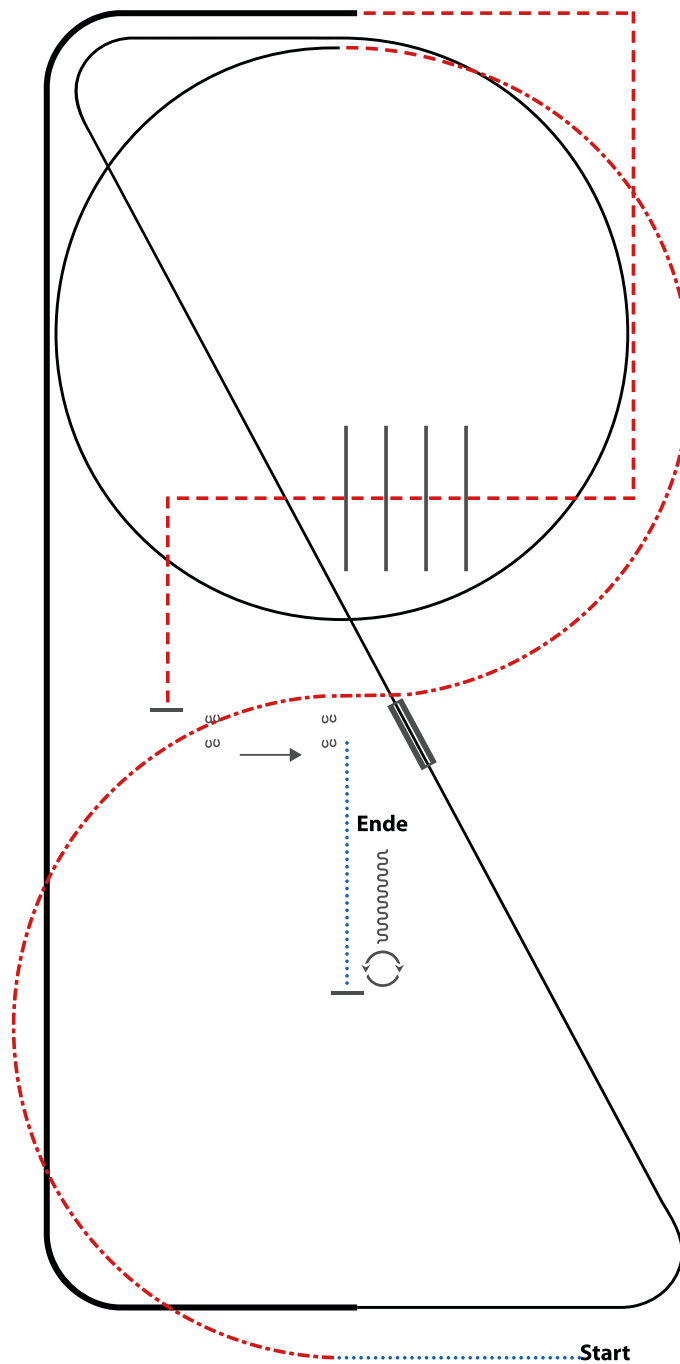
EWU Pattern #30  
Ranch Riding LK 4/5

WALK (SCHRITT)	.....
EXTENDED WALK	.....
JOG/TROT (TRAB)	.....
EXTENDED TROT	.....
LOPE (GALOPP)	=====
EXTENDED LOPE	=====
BACK UP (RÜCKWÄRTS)	~~~~~
LEAD CHANGE (GALOPPWECHSEL)	=====
TURN (DREHUNG)	⊙

ERSTE WESTERNREITER UNION FÜR FÜRBEREITUNG

1. Walk
2. Stop - 360° turn (each direction)
3. Trot
4. Extended trot - trot
5. Lope Ré - Extended Lope RL  
- Lope RL
6. Trot
7. Lope LL
8. Trot - walk
9. Stop - back up

# 28) Ranch Riding *Open*



EWU Pattern #19  
Ranch Riding QM jun. UK 1/2

WALK (SCHRITT)	.....
EXTENDED WALK	.....
JOG/TROT (TRAB)	.....
EXTENDED TROT	.....
LOPE (GALOPP)	=====
EXTENDED LOPE	=====
BACK UP (RÜCKWÄRTS)	~~~~~
LEAD CHANGE (GALOPPWECHSEL)	=====
TURN (DREHUNG)	⊙

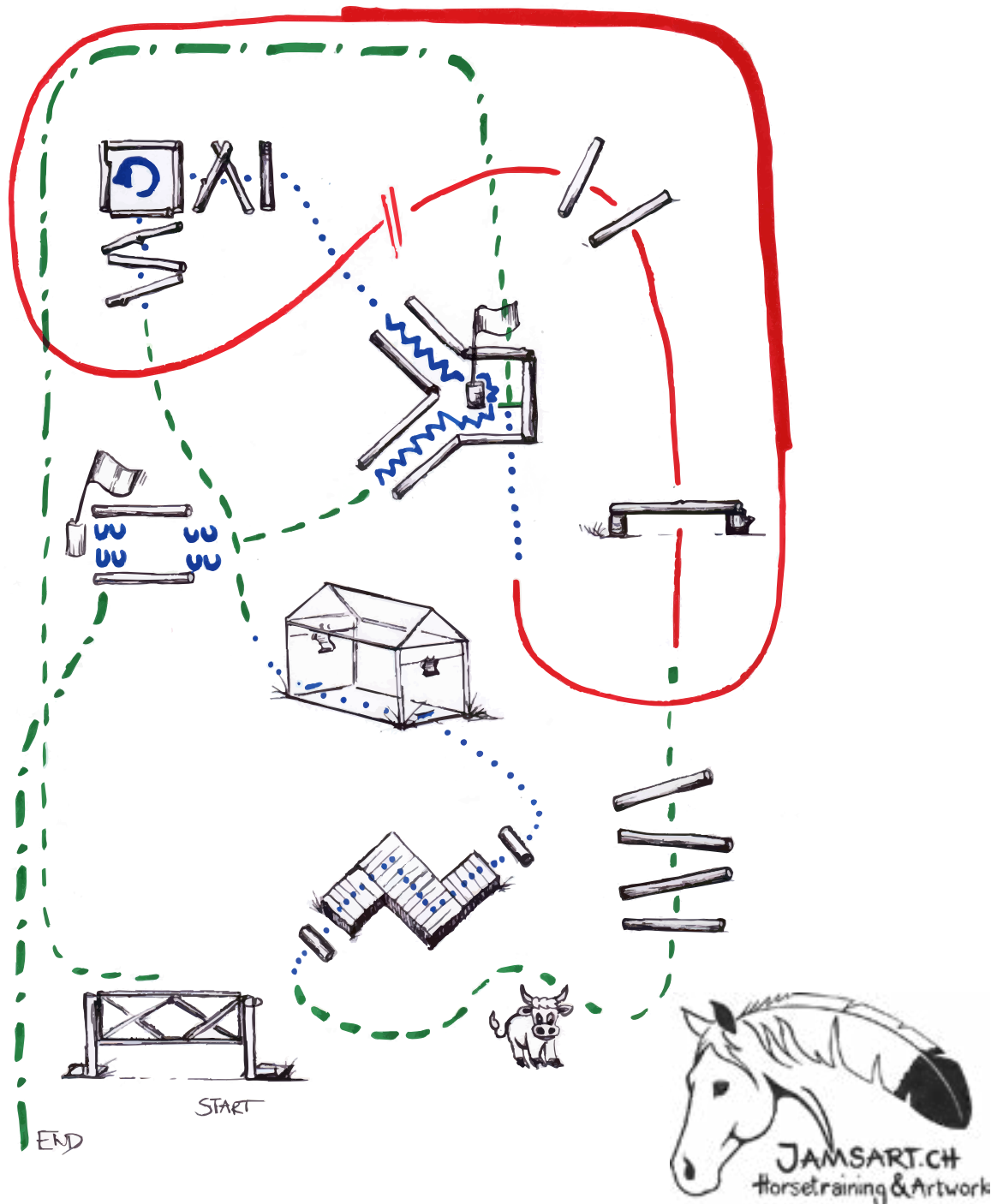
ERSTE WESTENREITER UNION FÜR FÜRBEREITUNG UND WETTERSPORT

1. Walk
2. Extended trot - trot
3. Lope LL circle - lope LL
4. Lead change - (simple or flying)
5. Lope RL
6. Extended lope RL
7. Trot corners
8. Trot over
9. Stop - side pass left
10. Walk - stop
11. 360° turn (left or right)

-back up

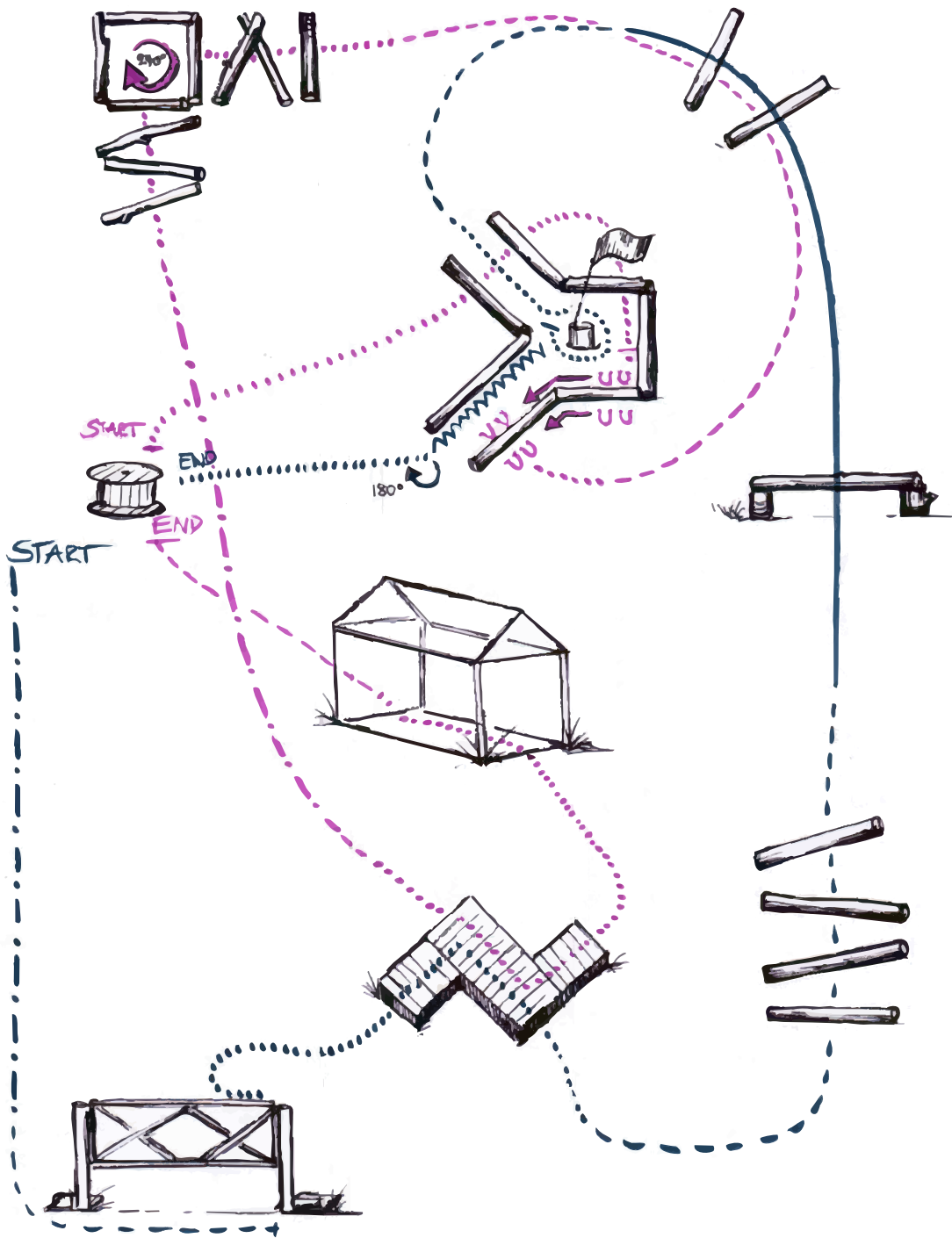


# 29) Versatility Ranch Horse



1. Pull gate
2. Trot - pick up flag in trot - extended trot - trot in - stop - drop flag
3. Walk out - lope LL - extended lope - lope LL
4. Lead change (simple or flying)
5. Lope RL - jump
6. Trot over
7. Bridge
8. Walk trough house - take down laundry coming in - hang up laundry going out
9. Trot - walk over and in - turn 270° left - walk out
10. Back up - pick up flag
11. Trot - side pass - put down flag
12. Extended trot out

# 31) Team Trail



## Rider 1:

1. Extended trot - trot
2. Gate
3. Bridge
4. Trot over
5. Lope LL - jump
6. Lope over - trot
7. Lope over - trot
8. Walk in - pick up flag

9. Back up - turn 180° right - walk

10. Hand over flag

## Rider 2:

11. Take flag - walk over
12. Walk in - put flag down
13. Side pass right - walk
14. Trot over

15. Walk over & in box - turn 270° right - walk out

16. Extended trot - walk

17. Bridge

18. Walk trough and trot